

Bee County, Texas

SCHEDULE OF INVESTMENT ACTIVITY


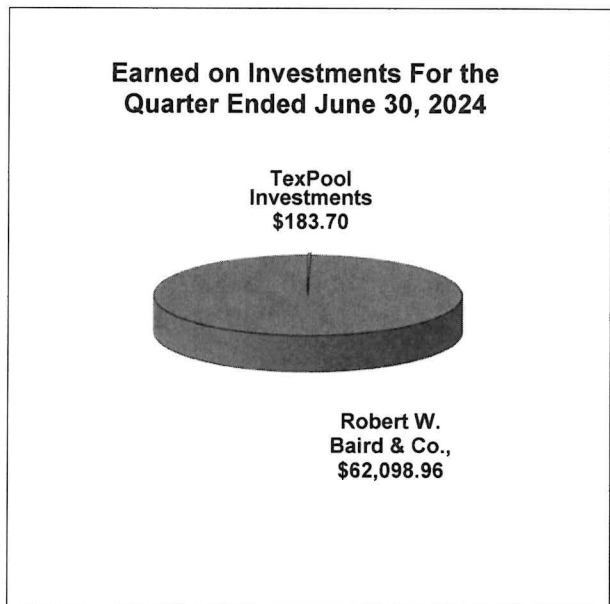
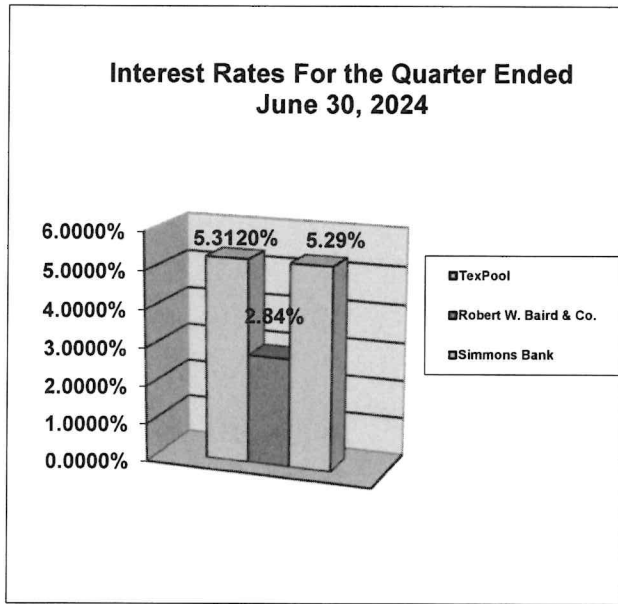
For The Quarter Ending June 30, 2024

Prepared By:
County Auditor's Office

A handwritten signature in black ink, appearing to be the initials 'JA' or similar, written over the text 'County Auditor's Office'.

Bee County, Texas
Schedule of Investment Activity Combined
For the Quarter Ended June 30, 2024

Investments	Balance 3/31/2024	Deposits	Withdrawals	Interest	Balance 6/30/2024
TexPool Investments	13,785.61	0.00	0.00	183.70	13,969.31
Robert W. Baird & Co.	8,199,910.54	0.00	4,099.95	62,098.96	8,257,909.55
TOTALS	8,213,696.15	0.00	4,099.95	62,282.66	8,271,878.86



April A. Cantu

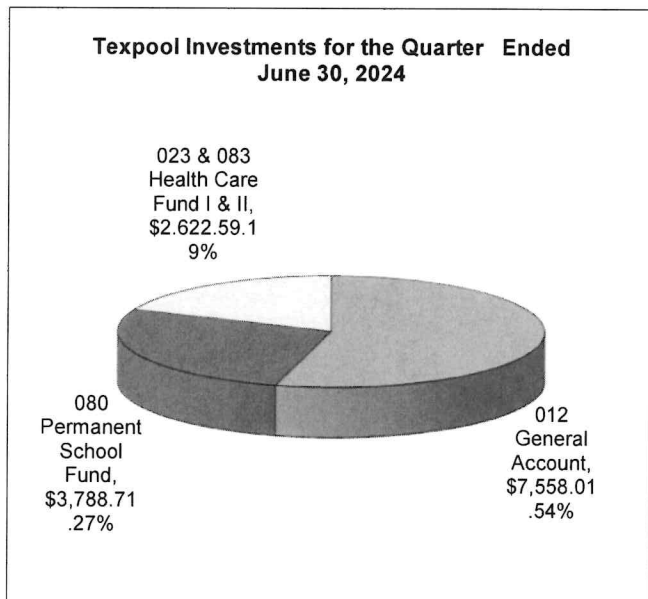
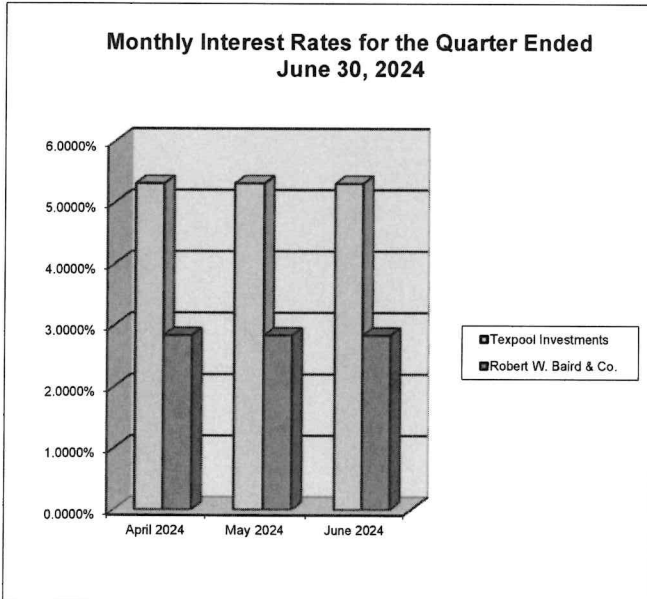
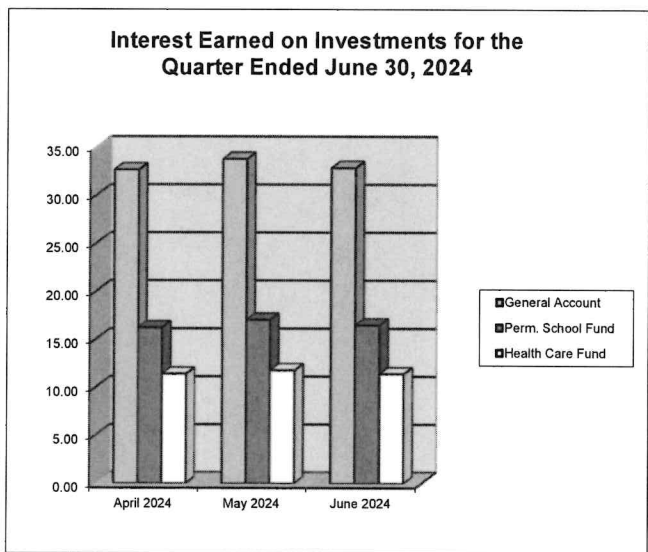
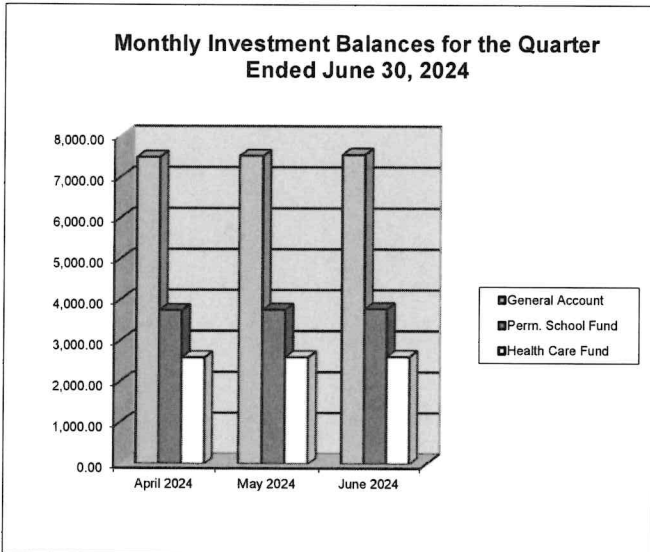
 April A. Cantu, Bee County Auditor

Bee County, Texas
Schedule of Investment Activity Combined
For the Quarter Ended June 30, 2024

MONTHLY BALANCES	<u>June 30, 2024</u>
TexPool Investments	13,969.31
Robert W. Baird & Co.	8,257,909.55
Total Monthly Balance	<u><u>8,271,878.86</u></u>
INTEREST EARNED	<u>June 30, 2024</u>
TexPool Investments	183.70
Robert W. Baird & Co.	62,098.96
Robert W. Baird & Co. Prof. Services	-4,099.95
Robert W. Baird & Co. Cost Rpt. & Other Exp.	0.00
Total Monthly Balance	<u><u>58,182.71</u></u>
INTEREST RATES	<u>June 30, 2024</u>
TexPool Investments	5.3120%
Robert W. Baird & Co.	2.84%
Simmons Bank	5.29%

Bee County, Texas
Schedule of Investment Activity Texpool
For the Quarter Ended June 30, 2024

Texpool Investments	Balance 3/31/2024	Deposits	Withdrawals	Interest	Balance 6/30/2024
1. 012 General Account	7,458.68	0.00	0.00	99.33	7,558.01
2. 080 Perm. School Fund	3,738.92	0.00	0.00	49.79	3,788.71
3. 023 & 083 Health Care I & II	2,588.01	0.00	0.00	34.58	2,622.59
TOTALS	13,785.61	0.00	0.00	183.70	13,969.31



April A. Cantu

April A. Cantu, Bee County Auditor

Bee County, Texas
Schedule of Investment Activity Texpool
For the Quarter Ended June 30, 2024

MONTHLY BALANCES	April 2024	May 2024	June 2024
012 General Account	7,491.35	7,525.14	7,558.01
080 Permanent School Fund	3,755.16	3,772.21	3,788.71
023 & 083 Health Care Fund I & II	2,599.41	2,611.19	2,622.59
Total Monthly Balance	<u>13,845.92</u>	<u>13,908.54</u>	<u>13,969.31</u>

INTEREST EARNED	April 2024	May 2024	June 2024
012 General Account	32.67	33.79	32.87
080 Permanent School Fund	16.24	17.05	16.50
023 & 083 Health Care Fund I & II	11.40	11.78	11.40
Total Monthly Balance	<u>60.31</u>	<u>62.62</u>	<u>60.77</u>

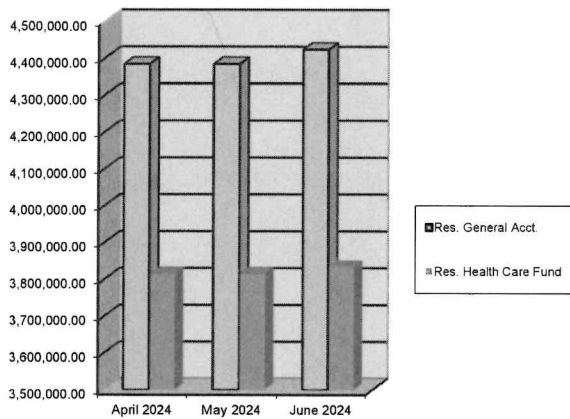
INTEREST RATES	April 2024	May 2024	June 2024
TexPool Investments	5.3142%	5.3161%	5.3120%
Robert W. Baird & Co.	2.84%	2.84%	2.84%

GENERAL ACCT INVESTMENTS	April 2024	May 2024	June 2024
General Fund 012	3,874.57	3,892.05	3,909.05
Road & Bridge Fund 020	3,616.78	3,633.09	3,648.96
TOTAL GENERAL ACCOUNT INV.	<u>7,491.35</u>	<u>7,525.14</u>	<u>7,558.01</u>

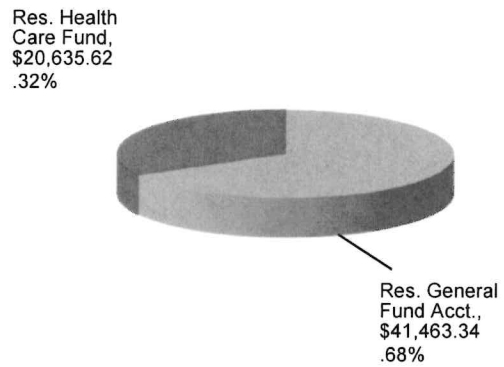
Bee County, Texas
Schedule of Investment Activity Robert W. Baird & Co.
For the Quarter Ended June 30, 2024

Robert W. Baird & Co. Investments	Balance 3/31/2024	Deposits	Withdrawals	Interest	Balance 6/30/2024
012 Reserve General Account	4,384,562.94	0.00	2,192.28	41,463.34	4,423,834.00
023 Reserve Health Care Fund	3,815,347.60	0.00	1,907.67	20,635.62	3,834,075.55
TOTALS	8,199,910.54	0.00	4,099.95	62,098.96	8,257,909.55

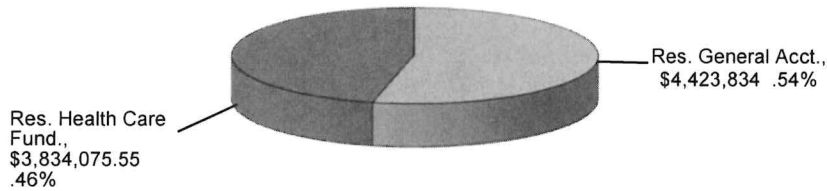
Monthly Investment Balances For the Quarter Ended June 30, 2024



Earned on Investments For the Quarter Ended June 30, 2024



Robert W. Baird & Co. Total Investment as of June 30, 2024



April A. Canu
 April A. Canu, Bee County Auditor

Bee County, Texas
Schedule of Investment Activity Robert W. Baird & Co.
For the Quarter Ended June 30, 2024

MONTHLY BALANCES	April 2024	May 2024	June 2024
012 Reserve General Account	4,384,562.94	4,384,562.94	4,423,834.00
023 Reserve Health Care Fund	3,815,347.60	3,815,347.60	3,834,075.55
Total Monthly Balance	8,199,910.54	8,199,910.54	8,257,909.55

INTEREST EARNED	April 2024	May 2024	June 2024
012 Reserve General Account	0.00	0.00	41,463.34
023 & 083 Reserve Health Care Fund	0.00	0.00	20,635.62
General & HealthCare Fund Prof Services Fee	0.00	0.00	-4,099.95
Other Fees & Costs	0.00	0.00	
Total Monthly Balance	0.00	0.00	57,999.01

INTEREST RATES	April 2024	May 2024	June 2024
Robert W. Baird & Co.	2.84%	2.84%	2.84%

GENERAL ACCT INVESTMENTS	April 2024	May 2024	June 2024
General Fund 012	4,384,562.94	4,384,562.94	4,423,834.00
TOTAL GENERAL ACCOUNT INV.	4,384,562.94	4,384,562.94	4,423,834.00

Bee County Reserve Accounts - All Funds
Quarterly Management Report - Summary Statement of Investment Activity
As of June 30, 2024

	Book Value	Market Value
Value at Beginning of Reporting Period		
Date: 03/31/24	8,199,910.54	8,022,948.95
Contributions of Funds to Account		
Date:	0.00	0.00
Date:	0.00	0.00
Date:	0.00	0.00
Distributions of Funds from Account		
Date:	0.00	0.00
Date:	0.00	0.00
Date:	0.00	0.00
Value at Beginning as Adjusted	8,199,910.54	8,022,948.95
Interest and Dividends Received this Quarter	29,312.51	29,312.51
Accrued Interest Purchased	(0.00)	(0.00)
Accrued Interest at End of Period	39,984.20	39,984.20
Less: Accrued Interest at Beginning of Period	(27,373.51)	(27,373.51)
Bond Premiums Amortized/Discounts Acreated	20,175.77	20,175.77
Recognized Gain on Sale(s) or Early Call(s)	0.00	0.00
Recognized Loss on Sale(s)	0.00	0.00
Other Fees or Costs	0.00	0.00
Advisory Fees Paid	(4,099.96)	(4,099.96)
Reverse Unrecognized (Gain) or Loss (Period Beginning)	N/A	176,961.56
Unrecognized Gain or (Loss) (Period Ending)	N/A	(143,198.00)
Value at End of Reporting Period		
Date: 06/30/24	8,257,909.56	8,114,711.53
Change in Value (Period Ending Less Period Beginning)	57,999.02	91,762.58
Days Elapsed during Reporting Period	91	91
Average Daily Change In Value	637.35	1,008.38
Daily change Multiplied by 365 Days	232,633.41	368,058.69
Weighted Average Daily Balance	8,199,910.54	8,022,948.95
Quarter Ended Annualized Total Return	2.84%	4.59%

Certification: The following persons state affirmatively the following:

- 1) They have jointly prepared and reviewed this Quarterly Management Report; and
- 2) The investment portfolio and this report complies with State of Texas Government Code Title 10, Section 2256, et. seq. and Bee County Investment Policy.



 April Cantu, Bee County Investment Officer



 Joe Carter, Investment Advisor

**Bee County General Reserve Fund
Quarterly Management Report - Summary Statement of Investment Activity
As of June 30, 2024**

	<u>Book Value</u>	<u>Market Value</u>
Value at Beginning of Reporting Period		
Date: 03/31/24	\$4,384,562.94	\$4,326,047.16
Contributions of Funds to Account		
Date:	0.00	0.00
Date:	0.00	0.00
Date:	0.00	0.00
Distributions of Funds from Account		
Date:	0.00	0.00
Date:	0.00	0.00
Date:	0.00	0.00
Value at Beginning as Adjusted	<u>4,384,562.94</u>	<u>4,326,047.16</u>
Interest and Dividends Received this Quarter	12,249.03	12,249.03
Accrued Interest Purchased	(0.00)	(0.00)
Accrued Interest at End of Period	18,022.95	18,022.95
Less: Accrued Interest at Beginning of Period	(9,485.84)	(9,485.84)
Bond Premiums Amortized/Discounts Acreated	20,677.21	20,677.21
Recognized Gain on Sale(s) or Early Call(s)	0.00	0.00
Recognized Loss on Sale(s)	0.00	0.00
Other Fees or Costs	0.00	0.00
Advisory Fees Paid	(2,192.28)	(2,192.28)
Reverse Unrecognized (Gain) or Loss (Period Beginning)	N/A	58,515.76
Unrecognized Gain or (Loss) (Period Ending)	<u>N/A</u>	<u>(47,490.36)</u>
Value at End of Reporting Period		
Date: 06/30/24	4,423,834.00	4,376,343.62
Change in Value (Period Ending Less Period Beginning)	39,271.06	50,296.46
Days Elapsed during Reporting Period	91	91
Average Daily Change in Value	431.55	552.71
Daily change Multiplied by 365 Days	157,515.79	201,738.54
Weighted Average Daily Balance	4,384,562.94	4,326,047.16
Quarter Ended Annualized Total Return	3.59%	4.66%

Certification: The following persons state affirmatively the following:

- 1) They have jointly prepared and reviewed this Quarterly Management Report; and
- 2) The investment portfolio and this report complies with State of Texas Government

Code Title 10, Section 2256, et. seq. and Bee County Investment Policy.

2,192.28 +
39,271.06 +
41,463.34 *



April Cantu, Bee County Investment Officer



Joe Carter, Investment Advisor

Bee County Health Care Reserve Fund
Quarterly Management Report - Summary Statement of Investment Activity
As of June 30, 2024

	Book Value	Market Value
Value at Beginning of Reporting Period		
Date: 03/31/24	\$3,815,347.60	\$3,696,901.79
Contributions of Funds to Account		
Date:	0.00	0.00
Date:	0.00	0.00
Date:	0.00	0.00
Distributions of Funds from Account		
Date:	0.00	0.00
Date:	0.00	0.00
Date:	0.00	0.00
Value at Beginning as Adjusted	3,815,347.60	3,696,901.79
Interest and Dividends Received this Quarter	17,063.48	17,063.48
Accrued Interest Purchased	0.00	0.00
Accrued Interest at End of Period	21,961.25	21,961.25
Less: Accrued Interest at Beginning of Period	(17,887.67)	(17,887.67)
Bond Premiums Amortized/Discounts Acreated	(501.43)	(501.43)
Recognized Gain on Sale(s) or Early Call(s)	0.00	0.00
Recognized Loss on Sale(s)	0.00	0.00
Other Fees or Costs	0.00	0.00
Advisory Fees Paid	(1,907.67)	(1,907.67)
Reverse Unrecognized (Gain) or Loss (Period Beginning)	N/A	118,445.80
Unrecognized Gain or (Loss) (Period Ending)	N/A	(95,707.64)
Value at End of Reporting Period		
Date: 06/30/24	3,834,075.55	3,738,367.91
Change in Value (Period Ending Less Period Beginning)	18,727.95	41,466.12
Days Elapsed during Reporting Period	91	91
Average Daily Change In Value	205.80	455.67
Daily change Multiplied by 365 Days	75,117.62	166,320.15
Weighted Average Daily Balance	3,815,347.60	3,696,901.79
Quarter Ended Annualized Total Return	1.97%	4.50%

Certification: The following persons state affirmatively the following:

- 1) They have jointly prepared and reviewed this Quarterly Management Report; and
- 2) The investment portfolio and this report complies with State of Texas Government

Code Title 10, Section 2256, et. seq. and Bee County Investment Policy.

1,907.67 +
18,727.95 +
20,635.62 *



April Cantu, Bee County Investment Officer



Joe Carter, Investment Advisor